


2022 CHIEF LINEUP

Indian Motorcycle celebrates 100 years of Chief with completely reimagined 2022 Indian Chief Lineup



2022 PRESS KIT





AN ICON, REMASTERED

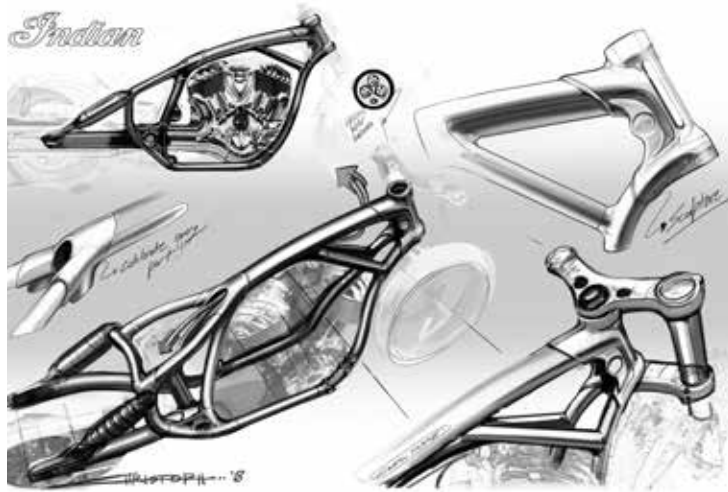
In 1921 Indian Motorcycle unveiled the iconic Indian Chief, one of the most historic and influential motorcycles of all time. Now, in celebration of 100 years, America's First Motorcycle Company is unleashing three new, totally reimagined Indian Chief models for its 2022 lineup. Combining iconic, American V-twin style with modern performance and technology, Indian Motorcycle designed the new Chief with a simplistic and mechanical aesthetic that pays homage to the glory days of American motorcycling.

"The Indian Chief is a truly iconic motorcycle and what better way to celebrate its 100th birthday than unleashing an entirely new Indian Chief lineup," said Mike Dougherty, President of Motorcycles. "These bikes capture the mechanical simplicity and attitude of classic American V-twins, yet bring it all forward with modern sophistication and features. We could not be more thrilled to bring this new platform into our lineup."

CONTACT:

Bradley Hartman | 831-566-7970 | Bradley@thebrandamp.com

A DESIGN ROOTED IN HISTORY



A NOD TO POST WAR V-TWINS

The new Indian Chief lineup marks the intersection of simplicity and power. All based on a timeless, simplistic steel-tube frame and powered by Indian Motorcycle's powerful Thunderstroke motor, the new Indian Chief, Indian Chief Bobber and Indian Super Chief offer three unique takes on the classic American V-twin, each appealing to a slightly different rider.

"We wanted to capture a timeless look that never goes out of style, and looks beautiful whether naked or fully dressed," said Ola Stenegard, Director, Industrial Design for Indian Motorcycle. "We also wanted to keep it simple enough to allow riders' imaginations to take flight with personalization options and possibilities. Ultimately, this is a bike that evokes emotion with simple mechanical styling and raw American muscle. It's a pure riding machine."

The new Chief provides a stripped-down riding experience where power, minimalism and attitude lead the way. It reaches back to the glory days of American V-twins when hitting the road to nowhere, with good friends and only the essentials, was the stuff of legends.

Then there's the new Chief Bobber. With bulky tires wrapped around spoke wheels, a muscled-up front end and a solo bobber seat, the Chief Bobber pays stylistic homage to the classic post-war era V-twins, bobbed and chopped with intent on breaking the mold.

And finally, Indian Motorcycle offers the Super Chief, with saddlebags and a windshield, it offers more versatility that begs riders for longer miles and even bolder escapes.




STRIPPED DOWN, MECHANICAL STYLE

The new Indian Chief, Indian Chief Bobber and Indian Super Chief offer three unique takes on the classic American V-twin, each appealing to a slightly different rider. The new Chief provides a stripped-down riding experience where power, minimalism and attitude lead the way. The Chief Bobber pays stylistic homage to the muscular, classic post-war era V-twins; while the Super Chief, with its soft leather saddlebags and windshield, begs riders for a bolder escape.



MODERN CAPABILITY

Powered by Indian Motorcycle's Thunderstroke motor, the lineup features a short wheelbase of 64-inches, a low seat height of 26-inches and a wet weight as low as 670 lbs. The Indian Chief lineup inspires confidence and is approachable for any rider. The Chief's conventional 46mm front forks with 5.2-inches of travel, 28.5-degree lean angle, and comfortable ergonomics, create a capable machine for even the most technical of ride routes.



TECHNOLOGY HIDDEN IN PLAIN SIGHT

The entire Chief Lineup comes standard with ride enhancing features that don't take away from the aesthetic of the motorcycle. Keyless ignition, Ride modes, cruise control, rear cylinder deactivation and LED lighting are featured on every model, while Dark Horse and Limited models feature a revolutionary new 4-inch Round Display with RIDE COMMAND. Riders can use the hand controls or touch screen display to cycle through different gauge configurations, bike and ride information, and turn-by-turn navigation. Bluetooth® compatible, the gauge also allows riders to listen to music, answer phone calls, view text message history, and more when equipped with a Bluetooth headset device.



CHIEF

With a low seat height, solo saddle, middle-mount foot controls, and drag bars, the Indian Chief gives riders a confident sporty riding position. A cast 19" front wheel, slim headlight bucket, and exposed rear shocks provide a stripped down mechanical style. Powered by the Thunderstroke 111, the Chief is available in Black Metallic, Ruby Smoke, and White Smoke, the Chief starts at \$14,499.



CHIEF BOBBER

Mini-ape hanger handlebars paired with forward foot controls provide a more upright and commanding riding position. The Chief Bobber sits on 16-inch wire wheels, adds fork and shock covers, features a large headlight bucket wrapped in a nacelle and a Thunderstroke 111 engine with a mix of chrome and black details for a timeless look. The Indian Chief Bobber, starting at \$15,999, is available in two paint options, Black Metallic and Ruby Metallic.



SUPER CHIEF

Designed for comfort, the Super Chief stands apart with a quick release windscreen, black saddlebags, touring seat with passenger pad, floorboards and traditional cruiser handlebars. The Indian Super Chief features 16-inch wire wheels, large headlight bucket with nacelle, fork covers, and a full chrome exhaust that delivers a premium fit and finish and an air cooled Thunderstroke 111 engine with a full chrome exhaust. Starting at \$18,499, the Super Chief is available in Black Metallic and Pearl White.



CHIEF DARK HORSE

The Chief Dark Horse is powered by the Thunderstroke 116 that packs an impressive 120 ft-lbs of torque. The industry first 4-Inch Round Display with RIDE COMMAND lets riders access turn by turn navigation and bluetooth connection to a mobile device, while premium blacked out finishes ensure they are always riding in style. Starting at \$16,999, the Chief Dark Horse is available in Black Smoke, Alumina Jade Smoke and Stealth Gray.



CHIEF BOBBER DARK HORSE

More power, more menace, more technology. 120 ft-lbs of torque delivered from the Thunderstroke 116 provide snappy acceleration and loads of power. The Chief Bobber Dark Horse features ride enhancing technology like the all new 4-Inch Round Display with RIDE COMMAND. Completely blacked out finishes give the Chief Bobber Dark Horse a premium look and confidence that it will always turn heads. The Chief Bobber Dark Horse comes in Black Smoke, Titanium Smoke, Sagebrush Smoke, and starts at \$18,999.



SUPER CHIEF LIMITED

The Super Chief Limited touts a fully chrome Thunderstroke 116 engine. 120 ft-lbs of torque, turn by turn navigation, and Bluetooth® connection to a mobile device give riders the capability to put on the miles, or cruise with a plus-one. Premium chrome finishes and metallic paint make the Super Chief Limited shine. Starting at \$20,999, the Super Chief Limited comes in Black Metallic, Blue Slate Metallic, and Maroon Metallic.



THE NEXT LEVEL LINEUP

Indian Motorcycle's iconic Chief lineup offers both classically-styled and modernly-mean designs. To make it your own, Indian Motorcycle takes it a step farther with a full line of premium accessories to match the fit and finish you've come to know and love. These accessories upgrade performance, style, and comfort for an enhanced, authentic experience.

Indian Motorcycle's Chief performance upgrades can seriously change the overall attitude of the already capable cruiser. Accessory exhaust upgrades not only enhance the tone and aesthetic, but increase horsepower and torque when paired with a performance air intake. Options include the Stage 1 Slip-On Mufflers with either Slash Cut or Fish Tail Exhaust Tips – all available in chrome and black. A new Stage 1 Forward Air Intake highlights the aggressive performance of the Thunderstroke motors. Stage 2 Performance Cams for both the Thunderstroke 111 and Thunderstroke 116, as well as the Stage 3 Big Bore Kit for the Thunderstroke 111, take an already high-powered cruiser and delivers head-snapping throttle acceleration for unmatched passing power.

Adding comfort to go the extra miles, Chief offers a full assortment of creature comforts for riders and happy plus 1's. Windshields in low, mid, and tall options add style and protection from all of the elements. Storage options include luggage racks, luggage rack bag, and saddlebags to hold all of your gear for long hauls. Passenger pillions, bolt-on or quick release sissy bars, and passenger backrest pads keep your riding partner happy mile after mile. Technology comforts include heated grips with three heating levels and Pathfinder S LED Driving lights for style and added safety.





NEW ACCESSORIES

THUNDERSTROKE FORWARD STAGE 1 AIR INTAKE

Add high-performance style and provide the proper airflow for a Stage 1 Slip-On Exhaust* with this Thunderstroke Forward Stage 1 Air Intake. This air intake makes it clear that your bike is way beyond stock and is worth noticing. The forward-facing intake has an visible, exposed red filter. This is an ideal Air Intake to use with the Stage 1 Slip-On Exhaust. Dealer installation required for recalibration to ensure peak performance.

STAGE 1 SLIP-ON EXHAUST

Enjoy custom style and a louder, deeper exhaust note with this Stage 1 Slip-On Exhaust. This great-looking exhaust installs as a direct replacement for your bike's standard mufflers, and it features a restyled heat shield and Indian Motorcycle branding near the tips. It produces a more robust and throaty exhaust note that enhances your bike's distinctive appeal. For enhanced custom style, install a set of Fish Tail Tips or Slash Cut Tips*. Dealer installation required so the bike can be re-calibrated for optimal performance with this exhaust.

8 IN. MINI APE HANDLEBARS

This Mini Ape Handlebar adds style and comfort to your ride by putting your hands in a slightly elevated position and creating a relaxed reach to the hand grips. The hand grips and upper controls are positioned higher than the standard position for arm positioning that feels great on the road. The bar's black finish makes it an ideal complement for the bike's other black components. It installs in place of the standard handlebar. Installation kit may be required depending upon model.

*Required, sold separately



PASSENGER TOURING BACKREST PAD



PASSENGER SLIM BACKREST PAD



BOLT ON SISSY BAR



QUICK RELEASE LOW WINDSHIELD



PATHFINDER S LED DRIVING LIGHTS

QUICK RELEASE OR BOLT ON SISSY BARS

The innovative quick-release installation system or bolt on option Sissy Bars provide passengers with extra comfort and support on every ride. These steel Sissy Bars latch securely onto the mounting spools on the rear fender. For extra security, a locking bolt can be installed in the rubber-coated locking levers to prevent unauthorized removal. Add a Passenger Backrest Pad** that matches your seats. Saddlebag Spool Kit** is required if spools are not standard on your bike.

PASSENGER SLIM OR TOURING BACKREST PADS

A Chief passenger enjoys enhanced comfort and support with the addition of either the Passenger Slim or Touring Backrest Pad to a Quick-Release or Bolt-On Sissy Bar*. These pads provide the ideal combination of cushion and support. They mount securely to the backrest and are positioned for optimized back comfort. They also feature the same all-weather black vinyl covering as the bike's seats.

QUICK RELEASE LOW, MID, AND TALL WINDSHIELDS

These windshields provide a rider with extra comfort and weather protection, and its innovative Quick Release mounting system makes it easy to install or remove without tools. The windshields attach securely to the bike's windshield mounting spools and help to block wind and rain. It can be installed or removed in seconds with no tools required. A Quick Release Windshield Mounting Kit is required if your bike is not equipped with windshield mounting spools.

PATHFINDER S LED DRIVING LIGHTS

Light up the road for enhanced visibility with these Pathfinder S LED Driving Lights. These 3.5-inch diameter driving lights use powerful and long lasting LED lighting elements to project additional light in front of the bike. The added light makes the road more visible and can help increase the bike's visibility to other motorists. The lighting elements have bright chrome or matte black housings, and these lights can be installed easily with the Pathfinder S LED Driving Lights Mount**.

*Required, sold separately

**Sold separately



SPECIFICATIONS

ENGINE: THUNDERSTROKE 111

Engine Type	Air-Cooled 49° V-twin with Rear Cylinder Deactivation
Displacement	111 cu in / 1811 cc
Bore x Stroke	3.976 in x 4.449 in (101 mm x 113 mm)
Compression Ratio	9.5 : 1
Lubrication System	Semi-Dry Sump
Fuel System	Closed loop/54 mm bore single throttle body
Fuel Capacity	4 gal (15.1 ltr) not including reserve
Exhaust	Dual exhaust with crossover
Peak Torque	108 ft-lbs at 3200 rpm (146 Nm at 3200 rpm)
Primary Drive	Gear drive wet clutch
Transmission	6-speed/constant mesh
Clutch	Wet, multi-plate
Final Drive	Belt drive, 146 tooth
Battery	12 volts / 18 amp/hour, 310 CCA with quick connect charge port

CHASSIS

Chassis Type	Steel tube weldment with cast aluminum rear sub-frame
Wheelbase	64 in (1626 mm)
Rake/Trail	29° / 5.2 in (131.5 mm)
Lean Angle (soft)	28.5°
Seat Height	26 in (662 mm)
Dry Weight	647 lbs (294 kg)
Wet Weight	670 lbs (304 kg)
Ground Clearance	4.9 in (125 mm)
GVWR	1,160 lbs (526 kg)
Length	90 in (2286 mm)

SUSPENSION

Front Suspension	Telescopic fork, 46 mm diameter, 5.2 in (132 mm) travel
Rear Suspension	Dual gas-charged monotube shocks with adjustable preload, 3.0 in (75mm) travel

BRAKES

Brake System Type	Individual front and rear control with optional ABS
Front Braking System	Single 4 piston caliper / 300mm Semi-Floating Rotor
Rear Braking System	Single 2 piston caliper / 300mm Floating Rotor

WHEELS & TIRES

Front Tire	Pirelli® Night Dragon 130/60B19 61H
Front Wheel	Cast Black 19" x 3.5"
Rear Tire	Pirelli® Night Dragon 180/65 B16 81H
Rear Wheel	Cast Black 16" x 5"

STANDARD FEATURES

Lighting	LED Headlights, LED stop/turn/taillights
Gauges	Analog Speedometer featuring a Digital Tachometer & Fuel Level
Controls	Cruise Control, 3 Selectable Ride Modes, Keyless Ignition

COLORS & MSRP*

Black Metallic**	\$14,499 US / \$16,999 CAN
White Smoke**	\$14,999 US / \$17,699 CAN
Ruby Smoke	\$15,799 US / \$18,699 CAN

*Does not include California emissions. Price subject to change.

**Optional ABS. Adds \$800 USD / \$1000 CAD



SPECIFICATIONS

ENGINE: THUNDERSTROKE 116

Engine Type	Air-Cooled 49° V-twin with Rear Cylinder Deactivation
Displacement	116 cu in / 1890 cc
Bore x Stroke	4.063 in x 4.449 in (101mm x 113mm)
Compression Ratio	11.0 : 1
Lubrication System	Semi-Dry Sump
Fuel System	Closed loop/54 mm bore single throttle body
Fuel Capacity	4 gal (15.1 ltr) not including reserve
Exhaust	Dual exhaust with crossover
Peak Torque	120 ft-lbs at 2900 rpm (162 Nm at 2900 rpm)
Primary Drive	Gear drive wet clutch
Transmission	6-speed/constant mesh
Clutch	Wet, multi-plate
Final Drive	Belt drive, 146 tooth
Battery	12 volts / 18 amp/hour, 310 CCA with quick connect charge port

CHASSIS

Chassis Type	Steel tube weldment with cast aluminum rear sub-frame
Wheelbase	64 in (1626 mm)
Rake/Trail	29° / 5.2 in (131.5 mm)
Lean Angle (soft)	28.5°
Seat Height	26 in (662 mm)
Dry Weight	647 lbs (294 kg)
Wet Weight	670 lbs (304 kg)
Ground Clearance	4.9 in (125 mm)
GVWR	1,160 lbs (526 kg)
Length	90 in (2286 mm)

SUSPENSION

Front Suspension	Telescopic fork, 46 mm diameter, 5.2 in (132 mm) travel
Rear Suspension	Dual gas-charged monotube shocks with adjustable preload, 3.0 in (75mm) travel

BRAKES

Brake System Type	Individual front and rear control with standard ABS
Front Braking System	Single 4 piston caliper / 300mm Semi-Floating Rotor
Rear Braking System	Single 2 piston caliper / 300mm Floating Rotor

WHEELS & TIRES

Front Tire	Pirelli® Night Dragon 130/60B19 61H
Front Wheel	Machine Highlighted Cast Black 19" x 3.5"
Rear Tire	Pirelli® Night Dragon 180/65 B16 81H
Rear Wheel	Machine Highlighted Cast Black 16" x 5"

STANDARD FEATURES

Lighting	LED Headlights, LED stop/turn/taillights
Gauges	4-Inch Round Display with RIDE COMMAND featuring Turn by Turn Navigation
Controls	Cruise Control, 3 Selectable Ride Modes, Keyless Ignition, ABS Standard, USB Charge Port

COLORS & MSRP*

Black Smoke	\$16,999 US / \$19,999 CAN
Alumina Jade Smoke	\$17,499 US / \$20,699 CAN
Stealth Gray	\$17,499 US / \$20,699 CAN

*Does not include California emissions. Price subject to change.



SPECIFICATIONS

ENGINE: THUNDERSTROKE 111

Engine Type	Air-Cooled 49° V-twin with Rear Cylinder Deactivation
Displacement	111 cu in / 1811 cc
Bore x Stroke	3.976 in x 4.449 in (101 mm x 113 mm)
Compression Ratio	9.5 : 1
Lubrication System	Semi-Dry Sump
Fuel System	Closed loop/54 mm bore single throttle body
Fuel Capacity	4 gal (15.1 ltr) not including reserve
Exhaust	Dual exhaust with crossover
Peak Torque	108 ft-lbs at 3200 rpm (146 Nm at 3200 rpm)
Primary Drive	Gear drive wet clutch
Transmission	6-speed/constant mesh
Clutch	Wet, multi-plate
Final Drive	Belt drive, 146 tooth
Battery	12 volts / 18 amp/hour, 310 CCA with quick connect charge port

CHASSIS

Chassis Type	Steel tube weldment with cast aluminum rear sub-frame
Wheelbase	64 in (1626 mm)
Rake/Trail	29° / 5.2 in (131.5 mm)
Lean Angle (soft)	28.5°
Seat Height	26 in (662 mm)
Dry Weight	670 lbs (304 kg)
Wet Weight	694 lbs (315 kg)
Ground Clearance	4.9 in (125 mm)
GVWR	1,160 lbs (526 kg)
Length	90 in (2286 mm)

SUSPENSION

Front Suspension	Telescopic fork with covers, 46 mm diameter, 5.2 in (132 mm) travel
Rear Suspension	Shrouded dual gas-charged monotube shocks with adjustable preload, 3.0 in (75mm) travel

BRAKES

Brake System Type	Individual front and rear control with optional ABS
Front Braking System	Single 4 piston caliper / 300mm Semi-Floating Rotor
Rear Braking System	Single 2 piston caliper / 300mm Floating Rotor

WHEELS & TIRES

Front Tire	Pirelli® Night Dragon 130/90B16 67H
Front Wheel	Black Wire 16" x 3"
Rear Tire	Pirelli® Night Dragon 180/65 B16 81H
Rear Wheel	Black Wire 16" x 5"

STANDARD FEATURES

Lighting	LED Headlights, LED stop/turn/taillights
Gauges	Analog Speedometer featuring a Digital Tachometer & Fuel Level
Controls	Cruise Control, 3 Selectable Ride Modes, Keyless Ignition

COLORS & MSRP*

Black Metallic**	\$15,999 US / \$18,999 CAN
Ruby Metallic**	\$16,499 US / \$19,699 CAN

*Does not include California emissions. Price subject to change.
 **Optional ABS. Adds \$800 USD / \$1000 CAD



SPECIFICATIONS

ENGINE: THUNDERSTROKE 116

Engine Type	Air-Cooled 49° V-twin with Rear Cylinder Deactivation
Displacement	116 cu in / 1890 cc
Bore x Stroke	4.063 in x 4.449 in (101mm x 113mm)
Compression Ratio	11.0 : 1
Lubrication System	Semi-Dry Sump
Fuel System	Closed loop/54 mm bore single throttle body
Fuel Capacity	4 gal (15.1 ltr) not including reserve
Exhaust	Dual exhaust with crossover
Peak Torque	120 ft-lbs at 2900 rpm (162 Nm at 2900 rpm)
Primary Drive	Gear drive wet clutch
Transmission	6-speed/constant mesh
Clutch	Wet, multi-plate
Final Drive	Belt drive, 146 tooth
Battery	12 volts / 18 amp/hour, 310 CCA with quick connect charge port

CHASSIS

Chassis Type	Steel tube weldment with cast aluminum rear sub-frame
Wheelbase	64 in (1626 mm)
Rake/Trail	29° / 5.2 in (131.5 mm)
Lean Angle (soft)	28.5°
Seat Height	26 in (662 mm)
Dry Weight	670 lbs (304 kg)
Wet Weight	694 lbs (315 kg)
Ground Clearance	4.9 in (125 mm)
GVWR	1,160 lbs (526 kg)
Length	90 in (2286 mm)

SUSPENSION

Front Suspension	Telescopic fork with covers, 46 mm diameter, 5.2 in (132 mm) travel
Rear Suspension	Shrouded dual gas-charged monotube shocks with adjustable preload, 3.0 in (75mm) travel

BRAKES

Brake System Type	Individual front and rear control with standard ABS
Front Braking System	Single 4 piston caliper / 300mm Semi-Floating Rotor
Rear Braking System	Single 2 piston caliper / 300mm Floating Rotor

WHEELS & TIRES

Front Tire	Pirelli® Night Dragon 130/90B16 67H
Front Wheel	Black Wire 16" x 3"
Rear Tire	Pirelli® Night Dragon 180/65 B16 81H
Rear Wheel	Black Wire 16" x 5"

STANDARD FEATURES

Lighting	LED Headlights, LED stop/turn/taillights
Gauges	4-Inch Round Display with RIDE COMMAND featuring Turn by Turn Navigation
Controls	Cruise Control, 3 Selectable Ride Modes, Keyless Ignition, ABS Standard, USB Charge Port

COLORS & MSRP*

Black Smoke	\$18,999 US / \$22,499 CAN
Titanium Smoke	\$19,499 US / \$23,199 CAN
Sagebrush Smoke	\$19,499 US / \$23,199 CAN

*Does not include California emissions. Price subject to change.



SPECIFICATIONS

ENGINE: THUNDERSTROKE 111

Engine Type	Air-Cooled 49° V-twin with Rear Cylinder Deactivation
Displacement	111 cu in / 1811 cc
Bore x Stroke	3.976 in x 4.449 in (101 mm x 113 mm)
Compression Ratio	9.5 : 1
Lubrication System	Semi-Dry Sump
Fuel System	Closed loop/54 mm bore single throttle body
Fuel Capacity	4 gal (15.1 ltr) not including reserve
Exhaust	Dual exhaust with crossover
Peak Torque	108 ft-lbs at 3200 rpm (146 Nm at 3200 rpm)
Primary Drive	Gear drive wet clutch
Transmission	6-speed/constant mesh
Clutch	Wet, multi-plate
Final Drive	Belt drive, 146 tooth
Battery	12 volts / 18 amp/hour, 310 CCA with quick connect charge port

CHASSIS

Chassis Type	Steel tube weldment with cast aluminum rear sub-frame
Wheelbase	64 in (1626 mm)
Rake/Trail	29° / 5.2 in (131.5 mm)
Lean Angle (soft)	28.5°
Seat Height	26.2 in (665 mm)
Dry Weight	714 lbs (324 kg)
Wet Weight	739 lbs (335 kg)
Ground Clearance	4.9 in (125 mm)
GVWR	1,160 lbs (526 kg)
Length	90 in (2286 mm)
Storage Capacity	9.7 gal (36.6 ltr)

SUSPENSION

Front Suspension	Telescopic fork with covers, 46 mm diameter, 5.2 in (132 mm) travel
Rear Suspension	Dual gas-charged monotube shocks with adjustable preload, 3.0 in (75mm) travel

BRAKES

Brake System Type	Individual front and rear control with optional ABS
Front Braking System	Single 4 piston caliper / 300mm Semi-Floating Rotor
Rear Braking System	Single 2 piston caliper / 300mm Floating Rotor

WHEELS & TIRES

Front Tire	Pirelli® Night Dragon 130/90B16 67H
Front Wheel	Black Wire 16" x 3"
Rear Tire	Pirelli® Night Dragon 180/65 B16 81H
Rear Wheel	Black Wire 16" x 5"

STANDARD FEATURES

Lighting	LED Headlights, LED stop/turn/taillights
Gauges	Analog Speedometer featuring a Digital Tachometer & Fuel Level
Controls	Cruise Control, 3 Selectable Ride Modes, Keyless Ignition

COLORS & MSRP*

Black Metallic**	\$18,499 US / \$21,999 CAN
Pearl White	\$19,799 US / \$23,699 CAN

*Does not include California emissions. Price subject to change.
 **Optional ABS. Adds \$800 USD / \$1000 CAD



SPECIFICATIONS

ENGINE: THUNDERSTROKE 116

Engine Type	Air-Cooled 49° V-twin with Rear Cylinder Deactivation
Displacement	116 cu in / 1890 cc
Bore x Stroke	4.063 in x 4.449 in (101mm x 113mm)
Compression Ratio	11.0 : 1
Lubrication System	Semi-Dry Sump
Fuel System	Closed loop/54 mm bore single throttle body
Fuel Capacity	4 gal (15.1 ltr) not including reserve
Exhaust	Dual exhaust with crossover
Peak Torque	120 ft-lbs at 2900 rpm (162 Nm at 2900 rpm)
Primary Drive	Gear drive wet clutch
Transmission	6-speed/constant mesh
Clutch	Wet, multi-plate
Final Drive	Belt drive, 146 tooth
Battery	12 volts / 18 amp/hour, 310 CCA with quick connect charge port

CHASSIS

Chassis Type	Steel tube weldment with cast aluminum rear sub-frame
Wheelbase	64 in (1626 mm)
Rake/Trail	29° / 5.2 in (131.5 mm)
Lean Angle (soft)	28.5°
Seat Height	26.2 in (665 mm)
Dry Weight	714 lbs (324 kg)
Wet Weight	739 lbs (335 kg)
Ground Clearance	4.9 in (125 mm)
GVWR	1,160 lbs (526 kg)
Length	90 in (2286 mm)
Storage Capacity	9.7 gal (36.6 ltr)

SUSPENSION

Front Suspension	Telescopic fork with covers, 46 mm diameter, 5.2 in (132 mm) travel
Rear Suspension	Dual gas-charged monotube shocks with adjustable preload, 3.0 in (75mm) travel

BRAKES

Brake System Type	Individual front and rear control with standard ABS
Front Braking System	Single 4 piston caliper / 300mm Semi-Floating Rotor
Rear Braking System	Single 2 piston caliper / 300mm Floating Rotor

WHEELS & TIRES

Front Tire	Pirelli® Night Dragon 130/90B16 67H
Front Wheel	Black Wire 16" x 3"
Rear Tire	Pirelli® Night Dragon 180/65 B16 81H
Rear Wheel	Black Wire 16" x 5"

STANDARD FEATURES

Lighting	LED Headlights, LED stop/turn/taillights
Gauges	4-Inch Round Display with RIDE COMMAND featuring Turn by Turn Navigation
Controls	Cruise Control, 3 Selectable Ride Modes, Keyless Ignition, ABS Standard, USB Charge Port

COLORS & MSRP*

Black Metallic	\$20,999 US / \$24,999 CAN
Maroon Metallic	\$21,499 US / \$25,699 CAN
Blue Slate Metallic	\$21,499 US / \$25,699 CAN

*Does not include California emissions. Price subject to change.

PRESS IMAGES

CHIEF



CHIEF DARK HORSE

PRESS IMAGES



CHIEF BOBBER

PRESS IMAGES



PRESS IMAGES

CHIEF BOBBER DARK HORSE



SHOWN WITH ACCESSORIES



SHOWN WITH ACCESSORIES



SHOWN WITH ACCESSORIES



SHOWN WITH ACCESSORIES

PRESS IMAGES

SUPER CHIEF



PRESS IMAGES

SUPER CHIEF LIMITED

